

Cloudpath WiFi Service

Cloudpath is a private WiFi network which allows you to connect your wireless devices in your room so they are part of a personal network which only you have access.

Some examples of how we think this will improve your Wi-Fi experience are:

- printing to your personal wireless printer in your room while in the College library.
- connect your wireless games console to the Internet rather than having to use an Ethernet cable.
- connecting a SmartTV or Amazon Echo so only you can control it.

Cloudpath creates a unique wireless password, which is linked to you, and will follow you anywhere St John's Wi-Fi is installed

Note: This network is linked to you, via your unique Wi-Fi password, and you alone are responsible for any network activity.

As such you must NOT share your Wi-Fi password with anyone else

Also please note Cloudpath is provided by the same wireless infrastructure within college buildings. There is no advantage to using Cloudpath rather than Eduroam.

Cloudpath is a college based system for accessing your personal wireless devices as if you were at home. If you do not have any other devices then there is no advantage over using it or Eduroam.

How to get your own CloudPath WiFi login -


Step 1:

Either go to:

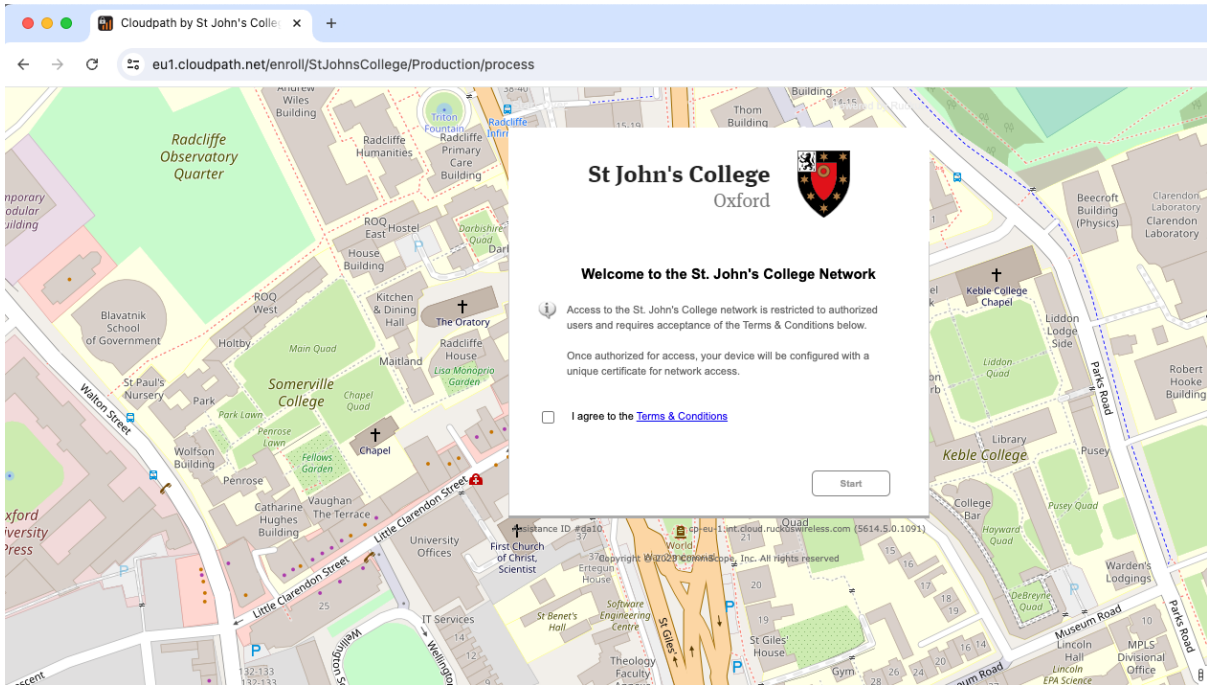
- <https://eu1.cloudpath.net/enroll/StJohnsCollege/>

or

- if you are in a College building, connect to **SJC-Portal** Wi-Fi network



Signing in to SJC-Portal or clicking the above link will take you to the Start Page

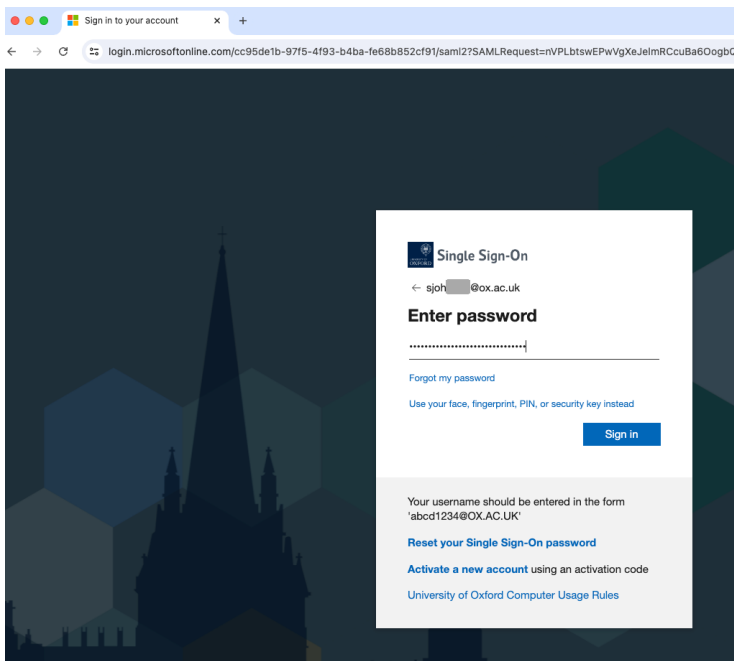


Read the Terms and Conditions,
tick the box and then Click **Start**

Step 2:

Now Sign in with your Oxford SSO (Single Sign-On)

(username format e.g. unit1234@ox.ac.uk)

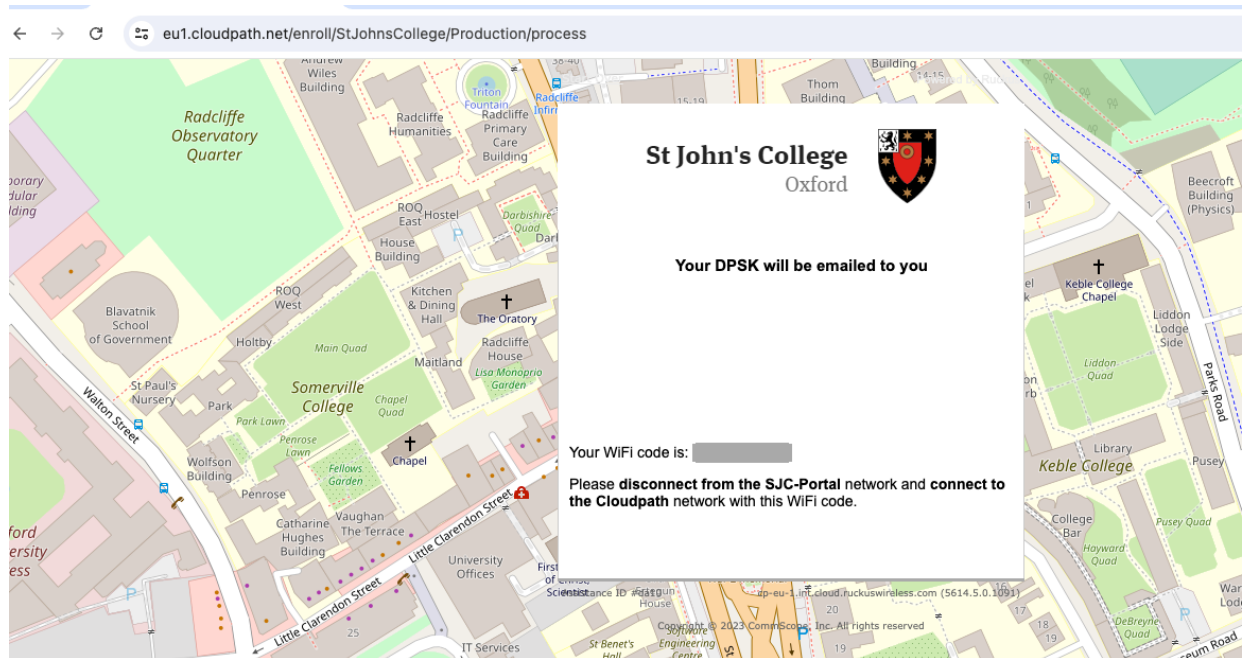


Step 3:

Once signed in, you will be shown a page with your unique personal Wi-Fi password.

You will also receive an email with the Wi-Fi password. This email will arrive from: Cloudpath Support <cloudpath@commscope.com>

(If you do not receive a confirmation email then check your Junk Mail



St Johns College, WiFi Code



Cloudpath Support <cloudpath@commscope.com>

To: [redacted]

Your WiFi code is: [redacted]

Please **disconnect from the SJC-Portal network and connect to the Cloudpath network** with this WiFi code.

Step 4:

Connect to **Cloudpath** WiFi and use the password provided in step 3 above for all your wireless devices.

If you have any questions or problems connecting to Cloudpath please contact the IT Office at : it-helpdesk@sjc.ox.ac.uk or telephone 01865 277365